
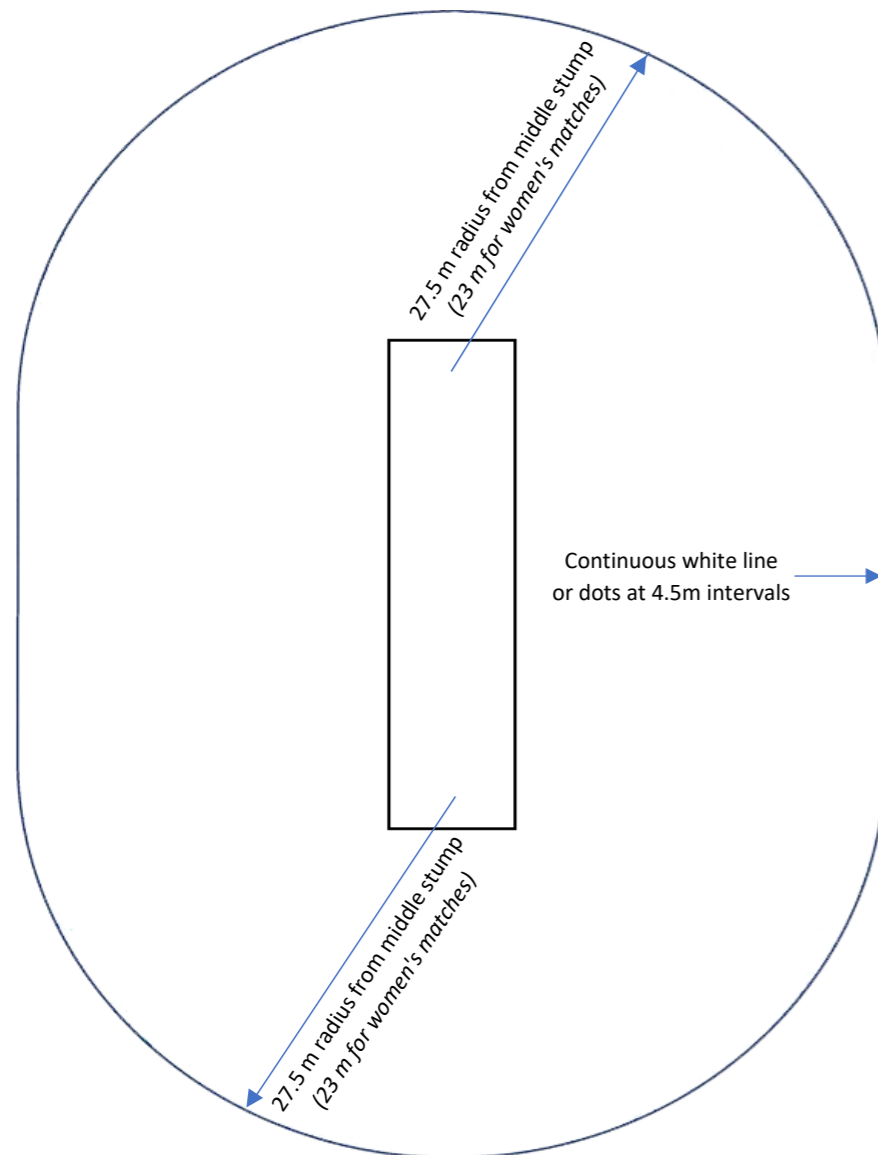


# PITCH & GROUND MARKING GUIDE FOR CURATORS

## THE STUMPS

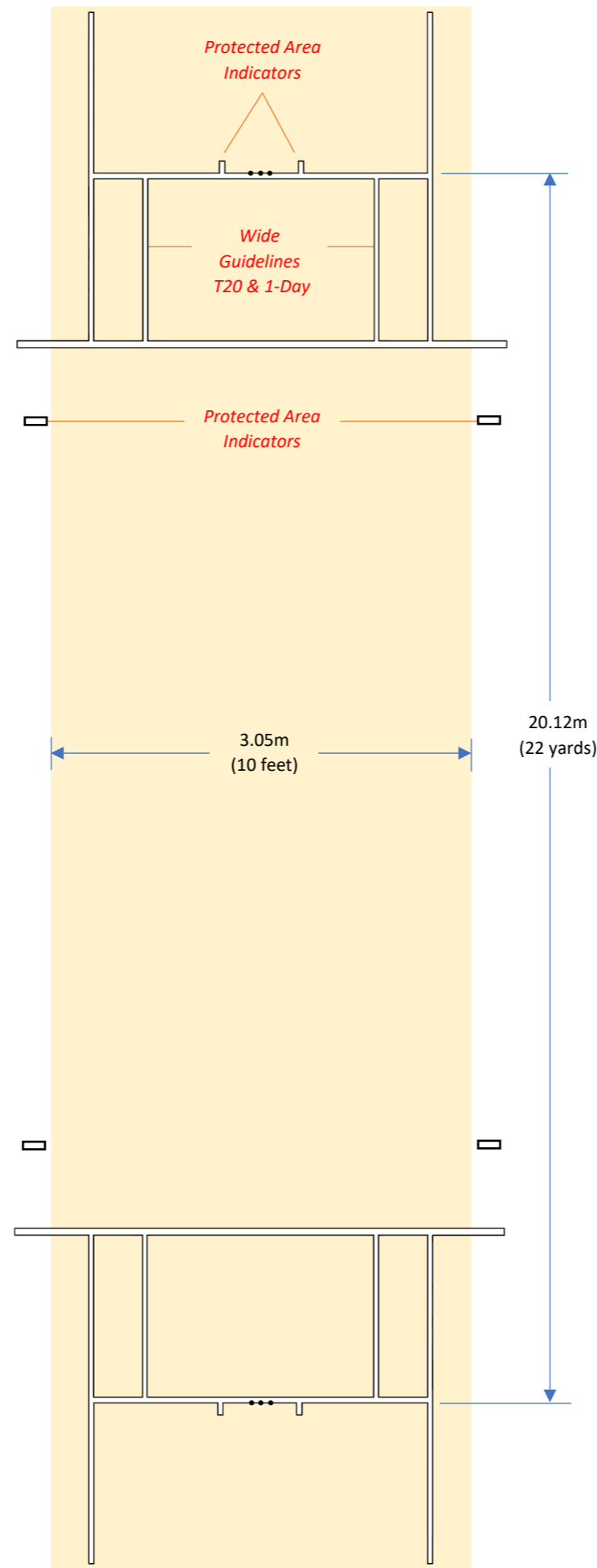


## INFIELD CIRCLE

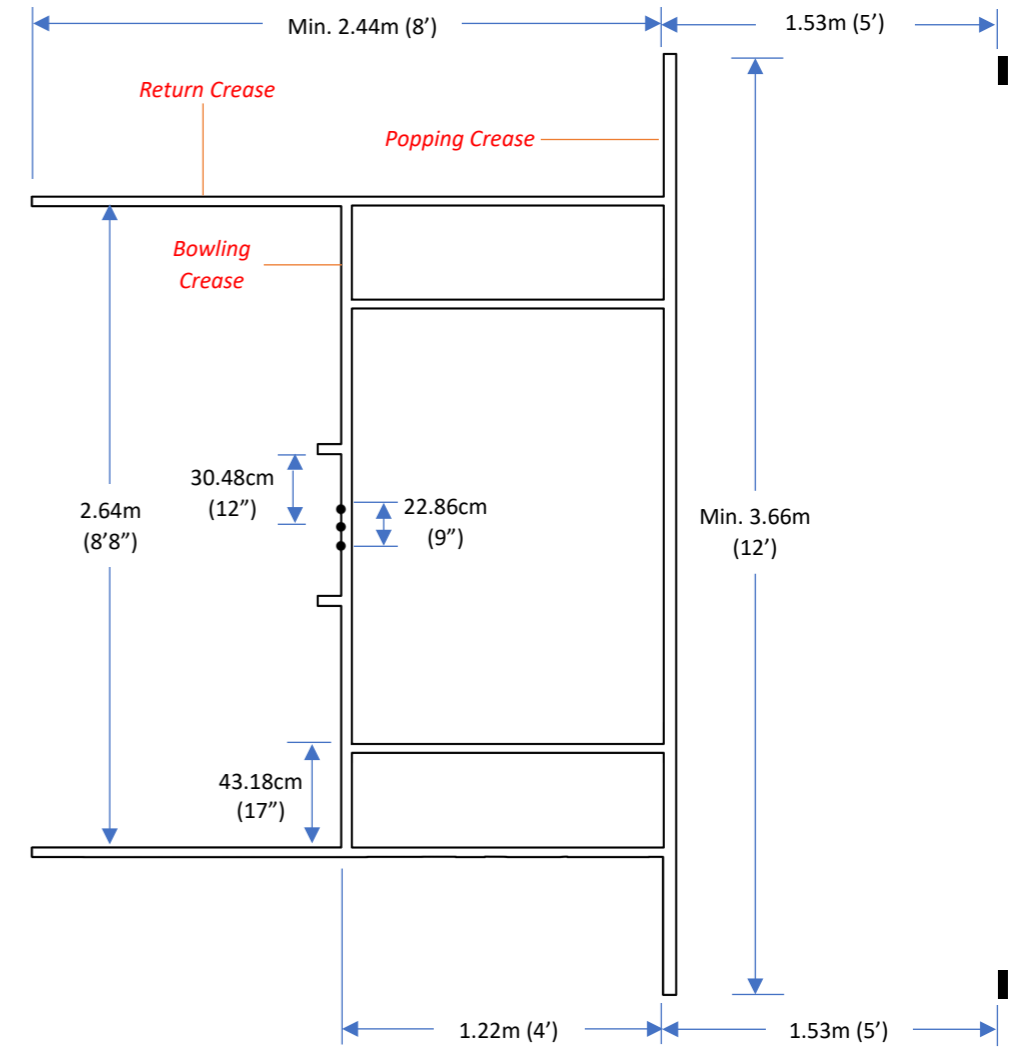


An oval shall be made by drawing two semi-circles on the field of play. The semi-circles shall have as their centre the middle stump at either end of the pitch. The semi-circles shall be linked by lines which are drawn parallel to the pitch.

## THE PITCH



## PITCH MARKINGS



### The bowling crease (Law 7.1)

This is the back edge of the crease marking, shall be marked in line with the stumps at each end and shall be 2.64m (8 feet 8 inches) in length with the stumps in the centre.

### The popping crease (Law 7.3)

This is the back edge of the crease marking, shall be in front of, and parallel with, the bowling crease. It shall have the back edge of the crease marking 1.22m (4 feet) from the centre of the stumps and shall extend to a minimum of 1.83m (6 feet) on either side of the line of the wicket. The popping crease shall be considered to unlimited in length.

### The return creases (Law 7.4)

These are the inside edges of the crease markings, shall be at right angles to the popping crease at a distance of 1.32m (4 feet 4 inches) to either side of an imaginary line joining the centres of the two middle stumps. Each return crease shall be marked from the popping crease to a minimum of 2.44m (8 feet) behind it and shall be considered to be unlimited in length.

### The wide guidelines (T20 & One Day matches)

These are for One-Day & T20 matches only are in-between the bowling crease and popping crease and shall be parallel to the return crease. The outside edge of the wide guideline shall be marked 43.18cm (17 inches) from the inside edge of the return crease.

### The protected area indicators (Law 41.11)

The protected area is defined as that area of the pitch contained within a rectangle, bounded at each end by imaginary lines.

Indicators are marked parallel to the popping creases 1.52m (5 feet) in front of each, and parallel to the return crease (one each side of the stumps) attached to the bowling crease with the outside edge of each line being 30.48cm (1 foot) from middle stump. The suggested minimum length of the lines is 7.62cm (3 inches).

**Line width is recommended to be between 20mm - 50mm as long as they are in the correct position.**